

CJSC "Kyrgyz Investment and Credit Bank"

CONSOLIDATED STATEMENT OF FINANCIAL POSITION

as at 30 June 2021 (inclusive)

KGS '000

| | 30/06/2021 | 30/06/2020 |
|--|-------------------|-------------------|
| ASSETS | | |
| Cash | 1,463,990 | 1,294,470 |
| Due from National Bank of Kyrgyz Republic | 3,336,363 | 3,664,776 |
| Provisions for losses on due from National Bank of Kyrgyz Republic (1) | 0 | 0 |
| Due from National Bank of Kyrgyz Republic, net | 3,336,363 | 3,664,776 |
| Due from banks | 10,697,881 | 5,039,922 |
| Provisions for losses on due from banks (2) | (11,853) | (9,119) |
| Due from banks, net | 10,686,028 | 5,030,804 |
| Held to maturity securities | 3,964,807 | 3,730,435 |
| Provisions for losses on held to maturity securities (3) | 0 | 0 |
| Held to maturity securities, net | 3,964,807 | 3,730,435 |
| Amounts receivable under reverse repurchase agreements | 0 | 0 |
| Loans to banks and other financial institutions | 275,920 | 212,777 |
| Provisions for losses on loans to banks and other financial institutions (4) | (8,341) | (9,642) |
| Loans to banks and other financial institutions, net | 267,580 | 203,135 |
| Loans to customers | 15,537,736 | 13,972,299 |
| Provisions for losses on loans to customers (5) | (1,590,488) | (1,271,839) |
| Loans to customers, net | 13,947,248 | 12,700,460 |
| Fixed assets | 1,292,061 | 1,008,198 |
| Intangible assets | 291,879 | 221,577 |
| Right-of-use assets | 142,930 | 0 |
| Investments in associate | 307,862 | 255,341 |
| Other assets | 1,118,851 | 1,259,708 |
| Total assets | 36,819,598 | 29,368,903 |
| LIABILITIES | | |
| Deposits and balances from banks and other financial institutions | 944,779 | 458,201 |
| Current accounts and deposits from customers | 24,307,075 | 18,951,024 |
| Accounts of and loans from Government Agencies and local authorities of KR | 657,440 | 789,360 |
| Loans payable to National Bank of Kyrgyz Republic | 336,992 | 510,212 |
| Other borrowed funds | 2,460,339 | 1,613,973 |
| Subordinated Debt | 115,890 | 103,274 |
| Debt securities issued | 0 | 132,953 |
| Lease liabilities | 154,341 | 151,595 |
| Income tax payable | 3,183 | 3,877 |
| Other liabilities | 1,395,373 | 1,169,713 |
| Total liabilities | 30,375,412 | 23,884,182 |
| SHAREHOLDERS' FUNDS | | |
| Share capital | 1,481,620 | 1,329,802 |
| Share premium | 41,909 | 37,614 |
| Retained earnings and other reserves | 4,717,586 | 3,745,136 |
| Current year income/ loss | 303,860 | 223,067 |
| Cumulative translation reserve | (73,571) | (43,632) |
| Reserve on combination of business under common control | (239,489) | 0 |
| Total equity attributable to Group shareholders | 6,231,915 | 5,291,987 |
| Non-controlling interest | 212,271 | 192,734 |
| Total equity | 6,444,186 | 5,484,721 |
| Total liabilities and equity | 36,819,598 | 29,368,903 |


Provisions based on NBKR requirements:

| | | |
|--|-------------|-------------|
| (1) Provisions for losses on due from National Bank of Kyrgyz Republic | 0 | 0 |
| (2) Provisions for losses on due from banks | (11,853) | (9,119) |
| (3) Provisions for losses on held to maturity securities | 0 | 0 |
| (4) Provisions for losses on loans to banks and other financial institutions | (8,341) | (9,642) |
| (5) Provisions for losses on loans to customers | (1,590,488) | (1,271,839) |

Chief accountant

Chief Finance Officer

Chief Executive Officer



Financial report of CJSC "Kyrgyz Investment and Credit Bank, as well as its appendixes can be obtained in Head Office, branches and sub-branches of CJSC "Kyrgyz Investment and Credit Bank".

Registered address of Head Office: 720040, Bishkek, Erkindik blvd., 21

CJSC "Kyrgyz Investment and Credit Bank"

CONSOLIDATED STATEMENT OF COMPREHENSIVE INCOME

as at 30 June 2021 (inclusive)

KGS '000

| | 30/06/2021 | 30/06/2020 |
|---|------------------|----------------|
| Interest income | 1,292,124 | 1,055,953 |
| Interest expense | (518,911) | (397,843) |
| Net interest income before impairment losses on interest bearing assets | 773,214 | 658,111 |
| Impairment losses on interest bearing assets | 68,120 | (4,353) |
| Net interest income | 841,334 | 653,758 |
| Fee and commission income | 233,949 | 161,782 |
| Fee and commission expense | (131,808) | (95,745) |
| Net foreign exchange income | 125,991 | 185,620 |
| Share of profit in associate | 3,555 | 19,138 |
| Other operating income | 45,121 | 35,200 |
| Impairment losses on other transactions | 19,623 | (23,871) |
| Net non-interest income | 296,431 | 282,124 |
| Reserves for non-income taxes | | |
| Operating income | 1,137,765 | 935,882 |
| Operating expense | (789,614) | (672,959) |
| Operating profit | 348,151 | 262,923 |
| Other non-operating income and expense | | |
| Profit before income tax | 348,151 | 262,923 |
| Income tax expense | (35,574) | (26,824) |
| Profit for the period | 312,577 | 236,098 |
| Foreign currency translation differences | (9,046) | (26,520) |
| Total comprehensive income for the period | 303,532 | 209,578 |
| Profit attributable to: | | |
| Equity holders of the Group | 303,860 | 223,067 |
| Non-controlling interest | 8,717 | 13,031 |
| | 312,577 | 236,098 |
| Total comprehensive income attributable to: | | |
| Equity holders of the Group | 298,919 | 211,884 |
| Non-controlling interest | 4,612 | (2,306) |
| | 303,532 | 209,578 |
| For information: | | |
| Profit per share of Equity holders of the Group | 2 | 1 |
| Profit for the period based on NBKR requirements | 312,577 | 236,098 |

Chief accountant

Cholpon Suvanbekova

Chief Finance Officer

Gulnara Shamshieva

Chief Executive Officer

Bektur Aliev



A handwritten signature in blue ink, likely belonging to one of the officials mentioned in the table.

CJSC "Kyrgyz Investment and Credit Bank"


CONSOLIDATED STATEMENT OF CASH FLOWS

as at 30 June 2021 (inclusive)

KGS '000

| | 30/06/2021 | 30/06/2020 |
|--|-------------------|------------------|
| CASH FLOWS FROM OPERATING ACTIVITIES | | |
| Interest receipts | 1,194,055 | 914,960 |
| Interest payments | (465,584) | (376,674) |
| Fee and commission receipts | 231,315 | 165,061 |
| Fee and commission payments | (170,870) | (135,667) |
| Net receipts from foreign exchange | 128,959 | 185,870 |
| Other income receipts | 47,002 | 38,385 |
| General and other administrative expenses | (616,374) | (672,629) |
| (Increase)/decrease in operating assets | | |
| Reverse repurchase agreements | 23 | 55,100 |
| Loans to customers | (289,601) | 549,116 |
| Other assets | 48,813 | 83,952 |
| Increase/(decrease) in operating liabilities | | |
| Deposits and balances from banks and other financial institutions | 304,745 | 40,395 |
| Current accounts and deposits from customers | 397,446 | (669,404) |
| Other liabilities | (83,006) | (88,935) |
| Net cash from/(used in) operating activities before income tax paid | 726,923 | 89,529 |
| Income tax paid | (19,168) | (25,834) |
| Cash flows from/(used in) operations | 707,755 | 63,695 |
| CASH FLOWS FROM INVESTING ACTIVITIES | | |
| Acquisition of subsidiary, net of cash received | (467,777) | 0 |
| Receipt of dividends from associated companies | 0 | 0 |
| Purchase of investments in securities | (26,388,795) | (29,923,396) |
| Repayment of investments in securities | 27,419,352 | 31,226,908 |
| Purchases of property, equipment and intangible assets | (41,455) | 9,386 |
| Proceeds on sale of property, equipment and intangible assets | 0 | 0 |
| Cash flows from investing activities | 989,102 | 1,312,898 |
| CASH FLOWS FROM FINANCING ACTIVITIES | | |
| Placement of debt securities issued | 0 | 0 |
| Redemption of debt securities issued | 0 | (17,115) |
| Repayment of subordinated debt | (2,879) | (3,523) |
| Receipt of other borrowed funds | 92,880 | 723,201 |
| Repayment of other borrowed funds | (372,491) | (484,535) |
| Dividends paid | 0 | 0 |
| Cash flows (used in)/from financing activities | (282,490) | 218,028 |
| Net increase in cash and cash equivalents | 1,414,367 | 1,594,621 |
| Effect of changes in exchange rates on cash and cash equivalents | (194,385) | 529,398 |
| Cash and cash equivalents at the beginning of the year | 14,278,252 | 7,875,149 |
| Cash and cash equivalents at the end of the period | 15,498,233 | 9,999,168 |

Chief accountant



[Handwritten signature]

Cholpon Suvanbekova

Chief Finance Officer

[Handwritten signature]

Gulnara Shamshieva

Chief Executive Officer

[Handwritten signature]

Bektur Aliev

[Handwritten signature]

CJSC "Kyrgyz Investment and Credit Bank"

CONSOLIDATED STATEMENT OF CHANGES IN EQUITY
as at 30 June 2021 (inclusive)

KGGS '000

| | Share capital | Share premium | Retained earning and other reserves for general banking risks | Cumulative translation reserve | Reserve on combination of business under common control | Total equity attributable to Group shareholders | Non-controlling interest | Total |
|--|---------------|---------------|---|--------------------------------|---|---|--------------------------|-----------|
| 31 December 2018 | 1,218,768 | 34,474 | 4,032,589 | (30,988) | 0 | 5,254,842 | 180,063 | 5,434,905 |
| Total comprehensive income | 0 | 0 | 223,067 | 0 | 0 | 223,067 | 0 | 223,067 |
| Foreign currency translation differences | 111,034 | 3,141 | (287,453) | (12,644) | 0 | (185,923) | (360) | (186,283) |
| Non-controlling interest | 0 | 0 | 0 | 0 | 0 | 0 | 13,031 | 13,031 |
| Dividends paid | 0 | 0 | 0 | 0 | 0 | 0 | 0 | 0 |
| 30 June 2021 | 1,329,802 | 37,614 | 3,968,203 | (43,632) | 0 | 5,291,987 | 192,734 | 5,484,721 |
| 31 December 2019 | 1,446,372 | 40,912 | 4,359,498 | (67,851) | 0 | 5,778,930 | 203,572 | 5,982,502 |
| Total comprehensive income | 0 | 0 | 303,860 | 0 | (239,489) | 64,372 | 0 | 64,372 |
| Foreign currency translation differences | 35,249 | 997 | 358,088 | (5,720) | 0 | 388,613 | (18) | 388,595 |
| Non-controlling interest | 0 | 0 | 0 | 0 | 0 | 0 | 8,717 | 8,717 |
| Dividends paid | 0 | 0 | 0 | 0 | 0 | 0 | 0 | 0 |
| 30 June 2021 | 1,481,620 | 41,909 | 5,021,447 | (73,571) | (239,489) | 6,231,915 | 212,271 | 6,444,186 |

Chief accountant:  Cholpon Suvanbekova

Chief Finance Officer:  Gulnara Shamshieva


Chief Executive Officer:  Bektur Aliev






CJSC "Kyrgyz Investment and Credit Bank"

INFORMATION ON COMPLIANCE WITH ECONOMIC STANDARDS
as at 30 June 2021 (inclusive)

| Title of economic standards and requirements | Specified value of the ratios | The actual value of the ratios |
|---|-------------------------------|--------------------------------|
| Maximum single exposure risk (K1.1) | not more than 20% | 10.7% |
| Maximum single exposure to one related party or group of related parties risk (K1.2) | not more than 15% | 0.2% |
| Maximum interbank placements risk (K1.3) | not more than 30% | 2.7% |
| Maximum interbank placements to one related bank or group of related banks (K1.4) | not more than 15% | 11.2% |
| Capital Adequacy ratio (K2.1) | not less than 12% | 24.4% |
| Capital Tier 1 Adequacy ratio (K2.2) | not less than 6% | 21.8% |
| Basic Capital Tier 1 Adequacy ratio (K2.3) | not less than 4.5% | 21.8% |
| Leverage ratio (K2.4) | not less than 8% | 14.6% |
| Liquidity ratio (K3.1) | not less than 45% | 63.5% |
| Total number of days with violation of open long FX position (K4.2) | not more than 10% | 0 |
| Total number of days with violation of open short FX position (K4.3) | not more than 10% | 0 |
| Capital buffer | not less than 20% | 24.4% |
| Total number of days with violation of open long FX position in precious metals (K4.5) | not more than 20% | not applicable |
| Total number of days with violation of open short FX position in precious metals (K4.6) | not more than 20% | not applicable |

Chief accountant  Cholpon Suvanbekova

Chief Finance Officer  Gulnara Shamshieva

Chief Executive Officer  Bektur Aliev

