

CJSC "Kyrgyz Investment and Credit Bank"

CONSOLIDATED STATEMENT OF FINANCIAL POSITION

as at 30 June 2020 (inclusive)

KGS '000

	30.06.2020	30.06.2019	31.12.2019
ASSETS			
Cash	1 294 470	1 306 396	1 365 214
Due from National Bank of Kyrgyz Republic	3 664 776	1 949 604	2 241 427
Provisions for losses on due from National Bank of Kyrgyz Republic (1)	0	0	(35 615)
Due from National Bank of Kyrgyz Republic, net	3 664 776	1 949 604	2 205 812
Due from banks	5 039 922	3 789 461	4 268 509
Provisions for losses on due from banks (2)	(9 119)	(8 339)	(1 337)
Due from banks, net	5 030 804	3 781 122	4 267 172
Held to maturity securities	3 730 435	3 281 219	4 971 890
Provisions for losses on held to maturity securities (3)	0	0	(9 890)
Held to maturity securities, net	3 730 435	3 281 219	4 962 000
Amounts receivable under reverse repurchase agreements	0	184 768	50 362
Loans to banks and other financial institutions	212 777	68 123	169 305
Provisions for losses on loans to banks and other financial institutions (4)	(9 642)	(1 376)	(8 178)
Loans to banks and other financial institutions, net	203 135	66 747	161 127
Loans to customers	13 972 299	13 560 443	13 890 023
Provisions for losses on loans to customers (5)	(1 271 839)	(1 046 654)	(584 819)
Loans to customers, net	12 700 460	12 513 789	13 305 204
Fixed assets	1 008 198	781 970	954 348
Intangible assets	221 577	233 205	229 024
Investments in associate	255 341	199 449	216 832
Other assets	1 259 708	1 196 619	1 137 035
Total assets	29 368 903	25 494 887	28 854 129
LIABILITIES			
Deposits and balances from banks and other financial institutions	458 201	471 341	396 559
Current accounts and deposits from customers	18 951 024	16 715 700	18 936 012
Current accounts and deposits of Government Agencies and local authorities of KR	789 360	373 474	582 244
Loans payable to National Bank of Kyrgyz Republic	510 212	379 552	446 940
Other borrowed funds	1 613 973	1 325 252	1 407 159
Subordinated Debt	103 274	100 134	96 414
Debt securities issued	132 953	241 046	152 864
Lease liabilities	151 595	0	163 454
Income tax payable	3 877	8 748	1 585
Other liabilities	1 169 713	1 100 054	1 235 994
Total liabilities	23 884 182	20 715 301	23 419 224
SHAREHOLDERS' FUNDS			
Share capital	1 329 802	1 216 124	1 218 768
Share premium	37 614	34 399	34 474
Retained earnings and other reserves	3 745 136	3 257 711	3 608 139
Current year income/ loss	223 067	124 320	424 450
Cumulative translation reserve	(43 632)	(30 609)	(30 988)
Total equity attributable to Group shareholders	5 291 987	4 601 945	5 254 842
Non-controlling interest	192 734	177 642	180 063
Total equity	5 484 721	4 779 587	5 434 905
Total liabilities and equity	29 368 903	25 494 887	28 854 129

Provisions based on NBKR requirements:

(1) Provisions for losses on due from National Bank of Kyrgyz Republic	0	0	0
(2) Provisions for losses on due from banks	(9 119)	(8 339)	(8 357)
(3) Provisions for losses on held to maturity securities	0	0	0
(4) Provisions for losses on loans to banks and other financial institutions	(9 642)	(1 376)	(7 568)
(5) Provisions for losses on loans to customers	(1 271 839)	(1 046 654)	(1 181 748)

Chief accountant

Cholpon Suvanbekova

Chief Finance Officer

Guinara Shamshieva

Acting Chief Executive Officer

Bektur Aliev

Financial report of CJSC "Kyrgyz Investment and Credit Bank, as well as its appendices can be obtained in Head Office, branches and sub-branches of CJSC "Kyrgyz Investment and Credit Bank".

Registered address of Head Office: 720040, Bishkek, Erkindik blvd., 21

CJSC "Kyrgyz Investment and Credit Bank"


CONSOLIDATED STATEMENT OF COMPREHENSIVE INCOME

as at 30 June 2020 (inclusive)

KGS '000

	30.06.2020	30.06.2019
Interest income	1 055 953	975 923
Interest expense	(397 843)	(319 925)
Net interest income before impairment losses on interest bearing assets	658 111	655 997
Impairment losses on interest bearing assets	(4 353)	(138 190)
Net interest income	653 758	517 807
Fee and comission income	161 782	176 961
Fee and comission expense	(95 745)	(83 670)
Net foreign exchange income	185 620	75 343
Share of profit in associate	19 138	23 697
Other operating income	35 200	31 705
Impairment losses on other transactions	(23 871)	9 703
Net non-interest income	282 124	233 740
Reserves for non-income taxes		
Operating income	935 882	751 547
Operating expense	(672 959)	(602 450)
Operating profit	262 923	149 097
Other non-operating income and expense		
Profit before income tax	262 923	149 097
Income tax expense	(26 824)	(15 307)
Profit for the period	236 098	133 790
Foreign currency translation differences	(26 520)	(1 635)
Total comprehensive income for the period	209 578	132 155
Profit attributable to:		
Equity holders of the Group	223 067	124 320
Non-controlling interest	13 031	9 470
	236 098	133 790
Total comprehensive income attributable to:		
Equity holders of the Group	211 884	121 781
Non-controlling interest	(2 306)	10 374
	209 578	132 155
For information:		
Profir per share of Equity holders of the Group	1	1
Profit for the period based on NBKR requirements:	236 098	133 790

Chief accountant



Cholpon Suvanbekova

Chief Finance Officer




Gulnara Shamshieva

Acting Chief Executive Officer



Bektur Aliev



CJSC "Kyrgyz Investment and Credit Bank"

CONSOLIDATED STATEMENT OF CASH FLOWS

as at 30 June 2020 (inclusive)

KGS '000

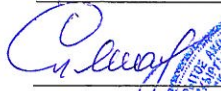
	30.06.2020	30.06.2019
CASH FLOWS FROM OPERATING ACTIVITIES		
Interest receipts	914 960	906 430
Interest payments	(376 674)	(296 219)
Fee and commission receipts	165 061	184 081
Fee and commission payments	(135 667)	(115 928)
Net receipts from foreign exchange	185 870	74 459
Other income receipts	38 385	34 284
General and other administrative expenses	(672 629)	(525 057)
(Increase)/decrease in operating assets		
Reverse repurchase agreements	55 100	(31 259)
Loans to customers	549 116	(1 517 935)
Other assets	83 952	(74 078)
Increase/(decrease) in operating liabilities		
Deposits and balances from banks and other financial institutions	40 395	19 580
Current accounts and deposits from customers	(669 404)	(1 302 838)
Other liabilities	(88 935)	256 582
Net cash from/(used in) operating activities before income tax paid	89 529	(2 387 896)
Income tax paid	(25 834)	(15 403)
Cash flows from/(used in) operations	63 695	(2 403 299)
CASH FLOWS FROM INVESTING ACTIVITIES		
Receipt of dividends from associated companies	0	0
Purchase of investments in securities	(29 923 396)	(10 428 497)
Repayment of investments in securities	31 226 908	12 922 937
Purchases of property, equipment and intangible assets	9 386	(182 180)
Proceeds on sale of property, equipment and intangible assets	0	0
Cash flows from investing activities	1 312 898	2 312 260
CASH FLOWS FROM FINANCING ACTIVITIES		
Placement of debt securities issued	0	(35 235)
Redemption of debt securities issued	(17 115)	269
Repayment of subordinated debt	(3 523)	(2 973)
Receipt of other borrowed funds	723 201	591 764
Repayment of other borrowed funds	(484 535)	(827 414)
Dividends paid	0	(60 512)
Cash flows (used in)/from financing activities	218 028	(334 100)
Net increase in cash and cash equivalents	1 594 621	(425 138)
Effect of changes in exchange rates on cash and cash equivalents	529 398	(9 194)
Cash and cash equivalents at the beginning of the year	7 875 149	7 479 793
Cash and cash equivalents at the end of the period	9 999 168	7 045 461

Chief accountant



Cholpon Suvanbekova

Chief Finance Officer



Gulnara Shamshieva

Acting Chief Executive Officer



Bektur Aliev



CJSC "Kyrgyz Investment and Credit Bank"

CONSOLIDATED STATEMENT OF CHANGES IN EQUITY

as at 30 June 2020 (inclusive)

KGS '000

	Share capital	Share premium	Retained earning and other reserves for general banking risks	Cumulative translation reserve	Total equity attributable to Group shareholders	Non-controlling interest	Total
31 декабря 2018 г.	1 222 375	34 576	3 341 488	(34 996)	4 563 443	167 925	4 731 368
Total comprehensive income	0	0	124 320	0	124 320	0	124 320
Foreign currency translation differences	(6 251)	(177)	(23 266)	4 387	(25 307)	247	(25 060)
Non-controlling interest	0	0	0	0	0	9 470	9 470
Dividends paid	0	0	(60 512)	0	(60 512)	0	-60 512
30 June 2019	1 216 124	34 399	3 382 031	(30 609)	4 601 945	177 642	4 779 587
31 декабря 2019 г.	1 218 768	34 474	4 032 589	(30 988)	5 254 842	180 063	5 434 905
Total comprehensive income	0	0	223 067	0	223 067	0	223 067
Foreign currency translation differences	111 034	3 141	(287 453)	(12 644)	(185 923)	(360)	(186 283)
Non-controlling interest	0	0	0	0	0	13 031	13 031
Dividends paid	0	0	0	0	0	0	0
30 June 2020	1 329 802	37 614	3 968 203	(43 632)	5 291 987	192 734	5 484 721

Chief accountant

Cholpon Suvanbekova

Chief Finance Officer

Gulnara Shamshieva

Acting Chief Executive Officer

Bektur Aliev




CJSC "Kyrgyz Investment and Credit Bank"

**INFORMATION ON COMPLIANCE WITH ECONOMIC STANDARDS
as at 30 June 2020 (inclusive)**

Title of economic standards and requirements	Specified value of the ratios	The actual value of the ratios
Maximum single exposure risk (K1.1)	not more than 20%	10,6%
Maximum single exposure to one related party or group of related parties risk (K1.2)	not more than 15%	0,0%
Maximum interbank placements risk (K1.3)	not more than 30%	2,8%
Maximum interbank placements to one related bank or group of related banks (K1.4)	not more than 15%	9,3%
Capital Adequacy ratio (K2.1)	not less than 12%	27,3%
Capital Tier 1 Adequacy ratio (K2.2)	not less than 6%	24,8%
Basic Capital Tier 1 Adequacy ratio (K2.3)	not less than 4.5%	24,8%
Leverage ratio (K2.4)	not less than 8%	16,5%
Liquidity ratio (K3.1)	not less than 45%	64,1%
Total number of days with violation of open long FX position (K4.2)	not more than 10%	0
Total number of days with violation of open short FX position (K4.3)	not more than 10%	0
Capital buffer	not less than 20%	27,3%
Total number of days with violation of open long FX position in precious metals (K4.5)	not more than 20%	not applicable
Total number of days with violation of open short FX position in precious metals (K4.6)	not more than 20%	not applicable

Chief accountant



Cholpon Suvanbekova

Chief Finance Officer



Gulnara Shamshieva

Acting Chief Executive Officer



Bektur Aliev